

HEAD LACERATIONS
SKIN TEARS
NOSEBLEEDS

*What can you do with the power of
faster bleeding control?*

BLEEDING AV FISTULAS
RUPTURED VARICOSE VEINS
ROAD RASH
ABRASIONS
OTHER LACERATIONS

QuikClot[®]
EMS
4X4 Dressing

IT'S QUIKCLOT[®] OR IT'S NOT
Z-MEDICA[®]

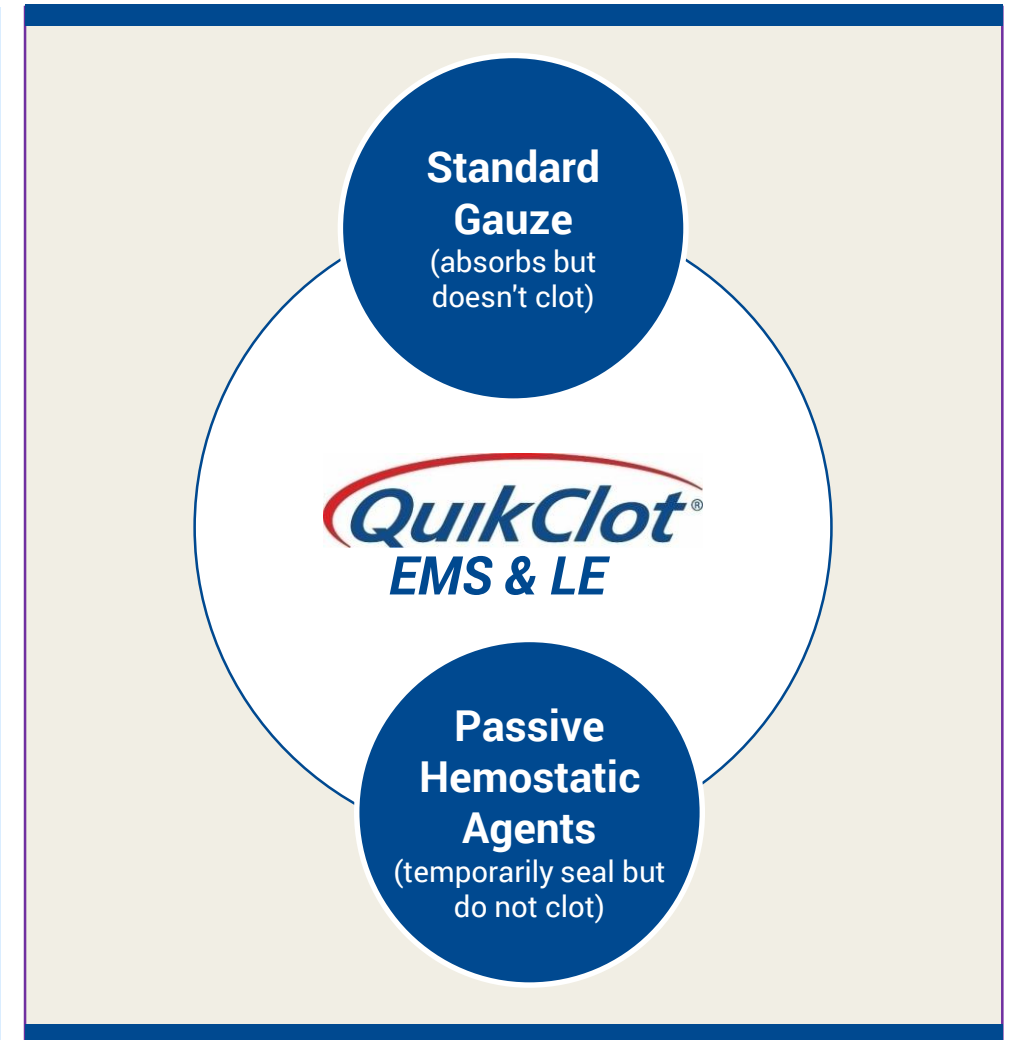
*Example of uses represent the entire line of QuikClot products. Usage is not limited to this list. Refer to each QuikClot product's instructions for use.

QuikClot[®] EMS 4x4 Dressing Product Guide

Proprietary Technology: Controls Bleeding, Saves Time, Reduces Blood Loss


QuikClot® is a proprietary technology, which consists of a non-woven material impregnated with kaolin

- ✓ Kaolin is an inorganic mineral that works on contact with blood and accelerates the clotting cascade by activating factor XII in the Intrinsic Pathway
- ✓ Unique in that the product absorbs blood and works with the natural clotting process to accelerate clot formation leading to faster bleeding control
- ✓ Controls bleeding fast from abrasions to traumatic injuries
- ✓ The QuikClot technology is used across the entire family of products including EMS 4x4 Dressing, EMS 3x4ft Rolled Gauze and Combat Gauze LE.



Product Differentiation

Kaolin is the Unique Differentiator for all QuikClot® Products



QuikClot products...

- ✓ Use the body's natural clotting ability¹
- ✓ Absorb blood and accelerate the pathway to clot formation,¹ leading to faster bleeding control²
- ✓ Product portfolio includes applications from abrasions to traumatic bleeding injuries
- ✓ Have consistent data to support product efficacy^{4,5,6}

QuikClot® EMS 4x4 Dressing

The First Line of Defense for Faster Bleeding Control



Product Features	First Responder Benefits
Controls Bleeding Fast	<ul style="list-style-type: none"> ✓ Controls Bleeding: Promotes a robust clot within minutes, allowing first responders to control bleeding in an efficient and timely manner.³ ✓ Primary Assessment: Controls bleeding fast helping first responders through primary assessment. ✓ Patient Transport: May reduce patient bleeding during transport.
Reduction In Standard Gauze Used	<ul style="list-style-type: none"> ✓ May Reduce Exposure to Contamination: Compared to standard gauze or other available hemostatic devices, QuikClot has superior results that indicate it can reduce blood loss and promote stronger clots.^{1,7,8,9} These results may help reduce exposure to blood and bloodborne pathogens, and potentially reduce decontamination time for equipment and vehicles.
Easy To Use	<ul style="list-style-type: none"> ✓ Intuitive To Use: QuikClot uses the same placement technique as standard gauze.
Proven hemostat for over 10 years with the US Military ¹⁰	<ul style="list-style-type: none"> ✓ Proven Success: Over 10 years of proven success on the battlefield.¹⁰ Consistent technology across all of QuikClot products.^{11,12,13}

Indications: QuikClot EMS 4x4 Dressing is intended for use as a topical dressing for local management of bleeding wounds such as cuts, lacerations and abrasions. It may also be used for temporary treatment of severely bleeding wounds such as surgical wounds (operative, postoperative, dermatological, etc.) and traumatic injuries.

For QuikClot EMS 4x4 Dressing's full instructions for use, go to QuikClot.com/IFUs

QuikClot® EMS 4x4 Dressing

*Routine Bleeding Injuries



QuikClot EMS 4x4 Dressing can be used in injuries such as...

- Head Lacerations
- Bleeding AV Fistulas
- Ruptured Varicose Veins
- Nosebleeds
- Abrasions
- Skin Tears
- Road Rash
- Traumatic Wounds
- Other Lacerations



*Example of uses represent the entire line of QuikClot products. Usage is not limited to this list, refer to each QuikClot product's instructions for use.

QuikClot® EMS 4x4 Dressing

Instructions For Use (IFU)

Instructions for Use



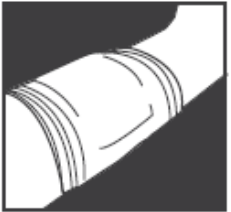
1. Verify the expiration date on the package labels prior to using the product. Remove hemostatic dressing from packaging.



2. Apply dressing directly to the source of the bleeding and use it to apply manual compression directly over the bleeding source. The dressing can be packed in the wound tract of penetrating injuries. More than one dressing may be required.



3. Continue to apply manual pressure for five minutes, or until bleeding is controlled.



4. The dressing may be left in place for up to 24 hours. Gently remove dressing. If the dressing is difficult to remove, hydrate with sterile saline. At the end of the procedure, thoroughly irrigate the wound to remove kaolin that may be released from the dressing.

5. Show product removal directions to medical personnel if patient is transported and the dressing remains in place.

For QuikClot EMS 4x4 Dressing's full instructions for use, go to QuikClot.com/IFUs

QuikClot® EMS 4x4 Dressing

Frequently Asked Questions



Questions	Answers
<p>Efficacy:</p> <p>Is it effective?</p>	<p>✓ Yes. In several independent studies comparing multiple hemostatic products or standard of care treatments, QuikClot® products were found to have superior efficacy. ^{2,7,14} There are several studies available for review upon request.</p>
<p>General:</p> <p>What are QuikClot hemostatic devices?</p> <p>Is the active ingredient in QuikClot devices a drug or biologic?</p>	<p>✓ QuikClot products have evolved over several years. These kaolin-based gauze products represent the third generation of technology in the QuikClot family of products for hemostasis. The active ingredient, kaolin, is impregnated onto a nonwoven gauze for easy and familiar application.</p> <p>✓ No. Unlike other commonly used hemostatic devices, QuikClot products do not contain animal or human proteins, which may cause allergic reactions. QuikClot dressings unique differentiator kaolin, uses the body's natural clotting ability by activating factor XII in the intrinsic pathway.¹ It absorbs blood and initiates the pathway to clot formation, leading to faster bleeding control. ^{1,3}</p>
<p>Safety:</p> <p>Is it safe?</p> <p>Are there any allergic reactions with the use of QuikClot devices?</p> <p>If kaolin comes off of the dressing, are there any adverse effects?</p>	<p>✓ Yes. Kaolin, the active ingredient in QuikClot devices, is an inorganic mineral. There are no known contraindications and low-to-no risk of allergic reactions. ^{1,2}</p> <p>✓ The active ingredient in QuikClot devices is kaolin, a naturally occurring inorganic mineral and not a drug, animal protein, or human protein. There are no known contraindications or risks of allergic reactions. ^{1,2}</p> <p>✓ Several studies have been performed to assess the safety of the kaolin-based products including biocompatibility studies.¹⁵ These studies have shown that kaolin is safe and has no negative effect on tissues.</p>
<p>Training & Education:</p> <p>Does QuikClot offer training and education for teams?</p> <p>Why is it important to obtain training on QuikClot® products?</p>	<p>✓ Yes, Z-Medica offers online and live training. Education is offered for EMS/first responders, and law enforcement.</p> <p>✓ Though QuikClot products are intuitive and easy to use, training is required by many law enforcement and EMS organizations.</p>

QuikClot® EMS 4x4 Dressing

Product Ordering Information



Product	Order Number	Product Description	Units Per Box
QuikClot EMS 4x4 Dressing	636	Sterile, soft white, 4 in x 4 in (10 cm x 10 cm), hemostatic dressing	10/Box



For product questions please contact Z-Medica® by Phone Mon-Fri 8am-5pm [ET] 203.294.0000 or Email at contactus@Zmedica.com For additional information, visit QuikClot.com

References

1. Lamb KM, Pitcher HT, Cavarocchi NC, Hirose H. Vascular Site Hemostasis in Percutaneous Extracorporeal Membrane Oxygenation Therapy. *Open Cardiovasc Thorac Surg J.* 2012;5:8-10.
2. Trabattoni D, Montorsi P, Fabbicchi F, Lualdi A, Gatto P, Bartorelli AL. A new kaolin-based haemostatic bandage compared with manual compression for bleeding control after percutaneous coronary procedures. *Eur Radiol.* 2011;21:1687-169.
3. Garcia-Blanco J, Gegel B, Burgert J, Johnson S, Johnson D. The Effects of Movement on Hemorrhage When QuikClot[®] Combat Gauze[™] Is Used in a Hypothermic Hemodiluted Porcine Model. *J Spec Oper Med.* 2015 Spring;15(1):57-60.
4. Zietlow JM, Zietlow SP, Morris DS, Berns KS, Jenkins DH. Prehospital Use of Hemostatic Bandages and Tourniquets: Translation From Military Experience to Implementation in Civilian Trauma Care. *J Spec Oper Med.* 2015 Summer;15(2):48-53.
5. Schauer SG, April MD, Naylor JF, Fisher AD, Cunningham CW, Ryan KL, Thomas KC, Brillhart DB, Fernandez JRD, Antonacci MA. QuikClot Combat Gauze[®] Use by Ground Forces in Afghanistan The Prehospital Trauma Registry Experience. *J Spec Oper Med.* Summer 2017;17(2):101-106.
6. Shina A1, Lipsky AM, Nadler R, Levi M, Benov A, Ran Y, Yitzhak A, Glassberg E. Prehospital use of hemostatic dressings by the Israel Defense Forces Medical Corps: A case series of 122 patients. *J Trauma Acute Care Surg.* 2015 Oct;79 (4 Suppl 2):S204-9.
7. Kheirabadi BS, Scherer MR, Estep JS, Dubick MA, Holcomb JB. Determination of efficacy of new hemostatic dressings in a model of extremity arterial hemorrhage in swine. *J Trauma.* 2009;67.3:450-460.
8. Sena MJ, Douglas G, Gerlach T, Grayson JK., Pichakron KO, Zierold D. A pilot study of the use of kaolin-impregnated gauze (Combat Gauze) for packing high-grade hepatic injuries in a hypothermic coagulopathic swine model. *J Surg Res.* 2013 Aug;183(2):704-9.
9. Chávez-Delgado ME, Kishi-Sutto CV, Albores de la-Riva XN, Rosales-Cortes M, Gamboa-Sánchez, P. Topic usage of kaolin-impregnated gauze as a hemostatic in tonsillectomy. *J Surg Res.* 2014 Dec;192(2):678-685.
10. Tactical Combat Casualty Care Guidelines 1 Aug 2018. <https://deployedmedicine.com/content/40>. Accessed January 16, 2019.
11. John M. Zietlow, BA; Scott P. Zietlow, MD; David S. Morris, MD; Kathleen S. Berns, MS, RN, CNS; Donald H. Jenkins, MD (Mayo Clinic) Prehospital Use of Hemostatic Bandages and Tourniquets: Translation From Military Experience to Implementation in Civilian Trauma Care. *J of Special Operations Medicine* v.15, edition 2/Summer 2015.
12. Avi Shina, MD, MHA, Ari M. Lipsky, MD, PhD, Roy Nadler, MD, Moran Levi, Avi Benov, MD, MHA, Yuval Ran, MD, MHA, Avraham Yitzhak, MD, and Elon Glassberg, MD, MHA, Tel Hashomer, Israel A synopsis of: Prehospital use of hemostatic dressings by the Israel Defense Forces Medical Corps: A case series of 122 patients. | *J Trauma Acute Care Surg.* 2015;79(4 Suppl 2):S204-209.
13. Steven G. Schauer, DO; Michael D. April, MD; Dphil; Jason F. Naylor, PA-C; Andrew D. Fisher, PA-C, MS2; Cord W. Cunningham, MD, MPH; Kathy L. Ryan, PhD; Krista C. Thomas, BSN; Daniel B. Brillhart, MD; Jessie Renee D. Fernandez, BS; Mark A. Anonacci, MD. QuikClot[®] Combat Gauze[®] Use by Ground Forces in Afganistan, The Prehospital Trauma Registry Experience. *J Spec Oper Med.* 2015 Spring;15(1):57-60.
14. Pahari M, Moliver R, Lo D, Pinkerton D, Basadonna G. QuikClot[®] Interventional[™] Hemostatic Bandage (QCI): a novel hemostatic agent for vascular access. *Cath Lab Digest.* 2010;18(1):28-30. <http://www.cathlabdigest.com/articles/QuikClot-Interventional-Hemostatic-Bandage-QCI-A-Novel-Hemostatic-Agent-Vascular-Access>. Accessed on August 10, 2014.
15. Data on file.